

BASC Coaches Meeting

Spring 2025



Thank you for stepping up to coach –
Volunteers like you are vital to our club!



Mission Statement & Tonight's Agenda

Our Club's Mission Statement:

Developing future players in the game of soccer and in life.

Tonight's Agenda

All Coaches – 6:30pm to 7:30 PM

Key information, Highlights

New Coaches - 7:50 to 8:45 PM

New Coach Specific Details, Q&A



Important Dates

Field Day

February 1 @ 8AM. Meet at ISSC west side concession building.

Coaches Training Info – www.basoccer.club/coach/coaching-education/

Due Now! February 19 & 20 – Grassroots 7v7 & 11v11 Coach Training. Sign up at link above.

February 8: New Coach Training @ ISSC. Meet @ Ref Shack 8-11:30AM

Final Rosters

February 5 - 7: You will receive email notice from BASC to begin contacting parents & practicing.

Black Out Dates

Due: February 11th -- Submit dates you do not want a game! Remember: Sat./Sun. are 2 dates.

Closed league chooses 2 dates, **Open league** chooses 4 dates – Email will come out with details.

Soccer Shop Days

January 30 – February 3 & February 14-17: Dicks Sporting Goods, Broken Arrow location

Schedules

March 3rd: Released to public

No league games at ISSC on:

April 3-6, & May 15-18 (tournaments) & April 20 (Easter) **Remember**: Open/Rec + Leagues may still have away games on ISSC tournament weekends & Games will be scheduled both weekends of Spring Break and the Saturday of Easter weekend.

First Game / Last Game: March 8 / May 18



Free Coach Polos @ Soccer USA

Each BASC Primary –or- Head Coach of a team will receive one coach polo as a thank you for stepping up to coach a team for BASC.

Each primary coach can receive one free shirt.

Assistant coaches can purchase a shirt for \$25.

Pick up your free Coach Polo from:

Soccer USA Tulsa

4135 S Sheridan Rd
Tulsa OK 74145
918-622-6551



Executive Board & Staff – Reach out via email

Executive Board

President : **Matt Yeager**

1st Vice-President : **Austin Burgess**

2nd Vice-President : **Kevin Lemaster**

3rd Vice-President : **Ben Whitesell**

Interim Registrar : **Robbie Cozad**

Games Commissioner : **Chad McCoy**

Club Head Coach : **Chris Roberts**

Area Referee : **Randy Hubbard**

Treasurer : **Daniel Call**

Secretary : **Hannah Hummel**

Staff

General Manager : **Barbara Wilson**

Operations Support Manager : **Jessica Pipal**

Office Coordinator : **Jessy Dickerson**

BASC Games Scheduler : **Jessica Pipal**

BASC Tournament Operations : **Barbara Wilson**

BASC Risk Manager : **Mike Naumann**

BASC Goalkeeper Trainer : **TBD**

BASC Referee Assignor : **Nancy Barker & Mike Naumann**

KICKSTART 2 Yr Old Program Director : **Steve Mosinski**

KICKSTART 3 Yr Old Program Director : **Steve Mosinski**

KICKSTART 4 Yr Old Program Director : **Samantha Towne**

TOPSoccer Director : **Katie Caillavet**

BA Soccer Staff ➡ Office & Club Management



918-258-5770 – Main Office

918-999-1723 – Scheduler

918-258-5778 – GM & Tournaments



Tornado Alley Spring Classic – May 15-18, 2025

**Variety of
competition**

Vendors

Beautiful soccer fields

Family Atmosphere



200 + Teams

3 game guarantee

Ages U6 thru U19


**Early-bird team
discount**



Continuing Education

New Grassroots Coach Training (**mandatory for all new coaches**)

- Date: February 8th
- Time: 8:30am – 12pm
- Location: Ref shack @ ISSC
- Confirm attendance by emailing coach@basoccer.club



Grassroots Licensing Courses

- Online only courses are always available.
- **Blended Courses** (2-hours Virtual & 2-hours on field training at ISSC)
 - **7v7** – Virtual: 2/19/25 – 5:30pm – 7:30pm & On Field: 2/20/25 – 5:30pm – 7:30pm
 - **11v11** – Virtual: 2/19/25 – 7:30pm – 9:30pm & On Field: 2/20/25 – 7:30pm – 9:30pm
- **Register** at basoccer.club → Coach → Coach Education





MOJO: Youth Sports Coaching

MOJO Sports

In-app purchases

Uninstall

Open

What's new •

Last updated Jul 16, 2021



With this version, we're helping you bring parents along for the season. We've made it easy for you to invite p...

MOJO Youth Sports Coaching – Soccer

The app will help you create a practice plan. Make sure while planning you stay on a single topic. You can use the free version or pay \$20 per year for an expanded version



Uniforms

- If you are a brand new U6 team or have new U6 players on your team – pick up your jerseys after the meeting tonight, find Jessica. You choose the color of socks/shorts. Let parents know where to purchase & pick up socks/shorts.
- ONLY new U6 players will receive shirts - Returning U6 players will use their shirts from last season.
- U7 thru U19 – will need to order uniforms as soon as possible. Soccer USA and Forever Faith are local places, but you are free to order uniforms wherever you'd like. If you go to Soccer USA, you **MUST** bring a copy of your teams roster and give it to Ali. He must have a copy of it to work with your team or it becomes to confusing and causes issues.
- U7 thru U19** teams need to order team uniforms **ASAP!**



Soccer USA

For all your soccer needs in ONE place, visit Oklahoma's largest soccer store!
Bring your team roster into the store to set up your team's order.

Jerseys
Shorts
Socks
Uniform Kits
Cleats
Goalkeeper
& Much More!

Soccer USA Tulsa

4135 S Sheridan Rd
Tulsa OK 74145
918-622-6551



Place your team order as soon as you meet with your team!



BASC Provided Goalkeeper Training

- Provided at no charge for BASC Players during the Spring and Fall Seasons
- Goalkeeper training sessions teach players methods for kicking, saving, and diving safely and effectively.
- The objective is to teach goal keepers not only to play their position well, but also in a way that minimizes injury.
- New GK Coach being hired to start in March.
- Starts in early March
- Every **MONDAY** Night
 - 5pm – 6pm = U9 - U10
 - 6pm – 7pm = U11 – U12
 - 7pm – 8pm = U13-U19



Coaches vs Referees End of Season Game!

For Coaches, Managers, and Referees

- Super FUN!!
- Meet outside the BASC office at 6pm
- Items to bring:
 - Coaches - White Shirt
 - Referees - Blue Shirt
 - Your game!
- Game Date:
 - Beginning of May



Practice

- Practice Fields – If you have **not confirmed or do not have a practice field yet**, find Ben Whitesell after this meeting! Private Practice Field Release – fill out the form on the “Practice Fields” page
- Do NOT penalize players for being late to practice.
 - Many parents have multiple kids at multiple locations and are doing the best they can.
 - You will learn the players that will be late, please work with the parents.
- ABSOLUTELY NO practice at Church fields on Wednesdays or Sundays!
- Remember the **WITNESS** rule for practice!



U6: **1 day** per week - **1-hour** practices
(**Limit 2** activities per week.)
U7+: **2 days** per week - **1.5 hours** practices
(**Limit 3** activities per week.)

Activities= Games & Practices.



Practice Field Safety

- **At FIRST Practice** – Review medical release and ask parents about any issues that a player might have that you need more information on – Asthma, Seizures, etc. (print med releases from your account in GotSport. Keep with you at every practice & game)
- Check to see if your ISSC goal and practice field goal is staked! Kids should never hang on the goals. Kids have been killed from goals being accidentally overturned by hanging on it!
- **NO parking within 15 feet** of any sideline of any practice field.
- Must respect the practice field property! BASC practice fields are leased from various property owners across the City of BA and the Tulsa City-County Health Department. BASC does not own any practice fields!
- Do **NOT** drive across any field, it is **NOT** a shortcut! Kids have almost been hit by cars by persons who believe it's okay to cross a practice field in their car. Tire ruts are created on the property which has to be repaired by BASC.



Games



50%
Required
Playing
Time for
Each Player

U7 and U8 Teams – Be Aware!

No Sweeper Keepers! We encourage you to keep your players up and engaged in play.

Do Not keep a player in the goal box during the entire game, there are no keepers in U7 or U8.

Plan to play spring break weekend. Use blackout dates if needed
Games will be on both Saturday & Sunday each week.

No warming up in the goal box/penalty box –
\$75 fine.

If you see someone warming up in the goalbox or playing in the nets or goal, please ask them to stop



At games, do not approach the opposing parents or players!
You may talk to the opposing coach only in a respectful manner.



Game Day

- **Both coaches must** bring a game/match card for every game
 - **Do Not** print all at once
 - Both Coaches will leave each game with a signed game card from the official.
- **U9 thru U19 Home coach responsible** for flags
 - Shed code = 142
 - Please put the flags back in the shed after your game!
- **Recording Scores** – All Ages Required To Submit Scores!
 - Winning Team should submit score to GotSport within **24 hours of start time.**
 - How to submit is detailed on each Game Card
 - Game cards must be kept until the following dates:
 - Spring Season: June 30th
 - Fall Season: December 31st



Rescheduling Games – In Policy

- **All Reschedules** must comply with the schedule below to be In Policy.
- **All** reschedule requests **MUST** be made **via the ONLINE FORM ONLY!**
 - basoccer.club → Coach → Reschedules
 - **Closed League** requests are submitted by the **cancelling team**
 - **Open/Select League** requests are submitted by the **home team**
- Be sure to fill out each question correctly!
- Always submit two different dates and/or time frames with your request
- **Additional requests** cost \$25 per game, even In Policy!

All Reschedule Requests **MUST** be submitted at **least 120 hours (5 days)** before the originally scheduled game and/or requested reschedule date and game time.

Plan Accordingly. Reschedules submitted less than 5 days out will be considered an Out of Policy Reschedule.



Rescheduling Games – Out of Policy

- **Schedule requests received Out of Policy** {less than 5 days (120 hours)} shall pay the **reschedule fee** per the schedule below **PRIOR** to the game being rescheduled
- **All** reschedule requests **MUST** be made **via the ONLINE FORM ONLY!**
 - basoccer.club → Coach → Reschedules
 - **Closed League** requests are submitted by the **cancelling team**
 - **Open/Select/Competitive League** requests are submitted by the **home team**
- Always submit two different dates and/or time frames with your request

Out of Policy Reschedule fee:

U6 - \$50

U7/U8 - \$55

U9/U10 - \$110

U11/U12 - \$140

U13/U14 - \$160

U15/U16 - \$180

U17/U19 - \$200



Scrimmages & Special Training Sessions

Scrimmages

- Available to all BASC teams
- Uniformed / licensed referee must officiate game.
- Teams are responsible for Referee fees (paid to ref at field).

Special Training Sessions

- Available to all BASC teams
- Training sessions must be run by a licensed coach or trainer



Notes

- Requests & payments must be made online at basoccer.club before the request will be processed.
- Submit your request at basoccer.club → Coach → Field Rental
- Requests must be submitted at least 120 hours (5 days) before the requested Scrimmage or Special Training Session date and time. Always submit two different dates and/or time frames with your request.



Indian Springs Soccer Complex

Field Day

- Saturday, February 1st @ 8am
- Meet at the west side concession stand.

Field Status / Weather Rules

- BASC has established processes for evaluating field playing conditions – Only the BASC Field Committee may close the complex.
- In the event of lightning, the sirens at ISSC will go off. You must leave the field (outside of the fences) until an all clear is given. (Tell parents / players to go to their cars, but not to leave.)
- Check the “Field Status” online at basoccer.club
 - Top right corner or Gray circle on home page.
 - Please ask parents to not contact the soccer office, they do not manage field closures.

Goal Safety

- Check your game fields & practice fields prior to each game and practice
- Do not move or un-stake any goals.

FIELD STATUS

SCHEDULE

CALENDER

Field Status

Complex status will be updated by
4pm on weekdays.

[Learn More](#)



Referee Abuse

- **BASC and OSA do not tolerate referee abuse**
- **Coaches** are responsible for their team's sideline behavior (players & parents)
 - Parent misconduct can result in you/coach getting ejected from the game.
 - Parents will “follow your lead”. If you are calm, they will be calm.
- Refs do not need instruction from Coaches, they need respect for where they are on their learning curve. You can read a Ref quickly when talking to them. **Know when to back off and stop talking!**
- Most referees 13 and below **are kids** that are still learning the game. Please have patience and understanding – They will make mistakes!
- Even Professional Referees make mistakes! Don't expect your local referee to be perfect!



Referee Information



- **U6, U7, & U8:** Due to a shortage of referees, you may not have a referee for your game. (Purchase a whistle and have a watch.) Have your assistant or a parent help with this as applicable during the game so you can coach.
- If a referee does not show up at your game, then the coaches will be responsible for being the referees.
 - Split halves - one team keep time, the other team “Referee” the game.
 - Coaches keep your parents quiet – BE RESPECTFUL OF EACH OTHER!
 - Sweeper Keeper is not a USYS rule, it is a BASC Guideline. Refs cannot enforce!
- **U9 and U10:** May only have one center referee.
 - Offside is sometimes hard to call, give the ref a break.
 - Tell your defender to play to the whistle.



Referee Information



- For problems with a referee, contact one or both of the following:
 - BASC Area Referee, Randy Hubbard, areareferee@basoccer.club
 - BASC Referee Assignor, assignor@basoccer.club
- For **heightened situations**, please go or send someone to the Ref Shack on the east side of the complex to seek assistance from BASC Staff or a Board Member.
- **Calls will not be changed**; outcomes will remain the same. But if the Club Area Referee and Club Head Coach are made aware of problems, they can be formally addressed to improve professionalism and knowledge. areareferee@basoccer.club & coach@basoccer.club
- Use the "**Online Referee Evaluation Form**" on the referee tab @ basoccer.club. We accept positive feedback, too!
- Board members are often at the complex on Saturday's. Make them aware of the issues. You can also email, find the addresses on the "About" tab on the Club website.



Tonight's Rosters

**Your current roster
in your account is
PRELIMINARY ONLY!**



Instructions on how to find your roster can be found on the Coaches Meeting page on the website and on Coaches Corner. (www.basoccer.club).



If you are not registered as a coach for spring 2025 or have not finished your risk management, you will not be able to see your roster.

- **CAUTION! DO NOT** contact the players or parents on your roster at this time - this causes lots of problems! The players on all recreational rosters are preliminary at this time, not final. Team & player roster movement happens every day right now.

You will receive notice via email from BASC telling you to contact parents & begin practicing.

Players signing up late, not likely to return to previous team.



**Final rosters
expected
February 5-7**



Coach Pass / Risk Management ID

- **Required** for all coaches at every soccer function
- Coach ID must have the picture of coach (drivers license style)
- **U6-U19** – All Head and Assistant Coaches must have access to a virtual or printed Coach ID. Coaches can access their IDs thru their team account to print or view virtually.
- Refs will check this before your game! If you are not **Risk Management approved**, you **cannot** be on the coaching sidelines of the field during the game!

Correct picture

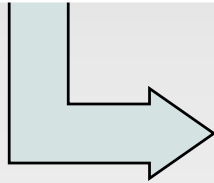


Incorrect pictures

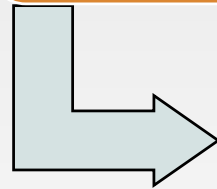


Player Pass / ID

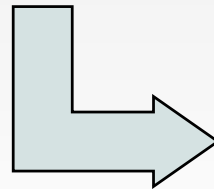
All U9 thru U19 players must have player passes!



Coach must have passes at every game



Players cannot play in games without a player pass!



Print passes in color and laminate them

All U9 thru U19 coaches must access virtual or printed player passes. Coaches can access passes thru their team account to print or view virtually.

All coaches need new player passes for the fall season! For the spring season, you only need to print out any new players which were added to your team!

Correct picture



Incorrect Pictures



Risk Management & Safety

1. Everyone interacting with players must:
 - **Register** as a Coach/Manager and finalize the required **Risk Management**.
2. Remember the **WITNESS RULE** for practice and games
 - Do NOT be alone with any player, regardless of age (need **1 additional parent with you.**)
3. Every Goal **Must Be Staked!**
 - If you are missing stakes, email complexmanager@basoccer.club for the complex and practicefield@basoccer.club for your practice field.
 - Never climb on or hang on soccer goals or nets.
4. Signed Medical Releases are required for every player. - **Keep with you at all times!**
5. Soccer is not a '**no contact**' sport – Know your age group rules, bring them with you to your game, they can be found on the Coaches Corner.



BASC Sponsorship Opportunities

Why Sponsor BASC?

- **Community Engagement:** Proud member of the Broken Arrow community, serving over 1,800 members per season.
- **Largest Soccer Club in Oklahoma:** Recognized as the state's largest youth soccer organization.
- **High Visibility:** Thousands of visitors weekly, including players, coaches, families, and friends.
- **Non-Profit Organization:** BASC is a 501(c)(3) and is reliant on donations and sponsorships to support our mission.
- **Flexible Sponsorship Options:** Opportunities include monetary contributions or "in-kind" donations.
- **For More information:** Visit the [Business Sponsorships](#) page on the BASC website. basoccer.club → About → Sponsors → Business Sponsorships



F.A.Q.

- The other team is not following a rule (not playing everyone 50%, ignoring the no-sweeper/keeper rule, etc.) what can I do?
 - Typically, the referee cannot enforce it unless it is a direct law of the game.
 - If BASC staff is aware ahead of time, we can discuss it with the opposing coach and may be able to observe and address it before the game.
- Is there a way to restrict playing time for a player?
 - Answer – Yes, with limitations. There is a policy which can be found on the BASC website. The coach must present a written guideline to each parent and player at the beginning of the season laying out expectations and possible outcomes. Contact Barbara Wilson for more information & examples.
- Do I have to reschedule?
 - Yes & No. You do have to reschedule if the opposing team is playing in a sanctioned tournament. You do not have to reschedule just because they have players missing.
- I have an issue with a referee, what can I do?
 - The first step is to fill out a referee evaluation form and contact the Area Referee. (areareferee@basoccer.club) For serious conflicts, you may request that the Referee Assignor not assign a specific ref to your game.



Q & A

Quick Questions, Q & A
Let us know!



THANK YOU FOR COACHING!!!




NEW COACH MEETING STARTS
AFTER THE DRAWING!
Get your tickets ready!



New Coach Training

- **Mandatory for all new coaches**

- Date: February 8th
- Time: 8:30am – 12pm
- Location: Ref Shack @ ISSC



Coach Timeline

- Review the general overview of when and what needs to be done as a coach each season.
 - Go to: basoccer.club → Coach → Coach Timeline

4-10 weeks Before The Season Starts

4-6 weeks Before The Season Starts

2-4 weeks Before The Season Starts

1-2 weeks Before The Season Starts

Week Season Starts & Throughout Season

Always Available

REGISTER AND COMPLETE RISK MANAGEMENT

Needs to be done as soon as you decide to coach

All Head Coaches, Assistant Coaches, and Managers are required to complete the following four (4) tasks. These are mandatory in order to be a BA Soccer Coach or Manager. All are free to complete.

Coach Registration – Completed Seasonally. ****Must complete the coach registration first in order to move on to the next 3 steps.****

Background Check – Completed Yearly

SafeSport – Completed Yearly

Heads Up Concussion Training – Completed Yearly



Coaches Corner

- How to Print your Game Forms
- How to Print your Official Roster
- How to Enter Game Scores
- How to Print Medical Releases
- How to Contact Another Coach
- How to Request a Game Reschedule
- How to find material for training



Before First Practice

- Get a Notebook - This will help you stay organized.
 - Medical Releases, Contact Numbers, Player Passes, Complex Map, Age Group Rules
- Pick practice day/time (Don't ask, you will not satisfy everyone.)
- Find an Assistant Coach and Team Manager to help you.
(Make sure they register.)
- Contact players (once allowed) and have a team meeting



First Practice

- Introduction
 - Phone number
 - Coaches preferred method of contact
 - WITNESS Rule
- Concussions
- Goal Keep Training (if applicable)
- Get players numbers (update them in your specific league in GotSport)
- Uniform fitting and order information – Bring your roster to uniform store
- Get Medical Releases signed for all players - keep them with you at all events
- Season start date
- Season tournament date



Things you need to do:

- Pick and order Uniforms
- Update GotSport League Rosters with Jersey Numbers (as soon as numbers are determined for uniforms)
- Review the BASC Coach Timeline at basoccer.club → Coach → Coach Timeline
- Browse BASC's COACHES CORNER at basoccer.club → Coach → Coaches Corner
- Set Black Out Dates – instructions will be emailed to you
- Make sure you have good contact information for parents! It's important to communicate {Email, Text (limited), GroupMe, Remind, TeamSnap}

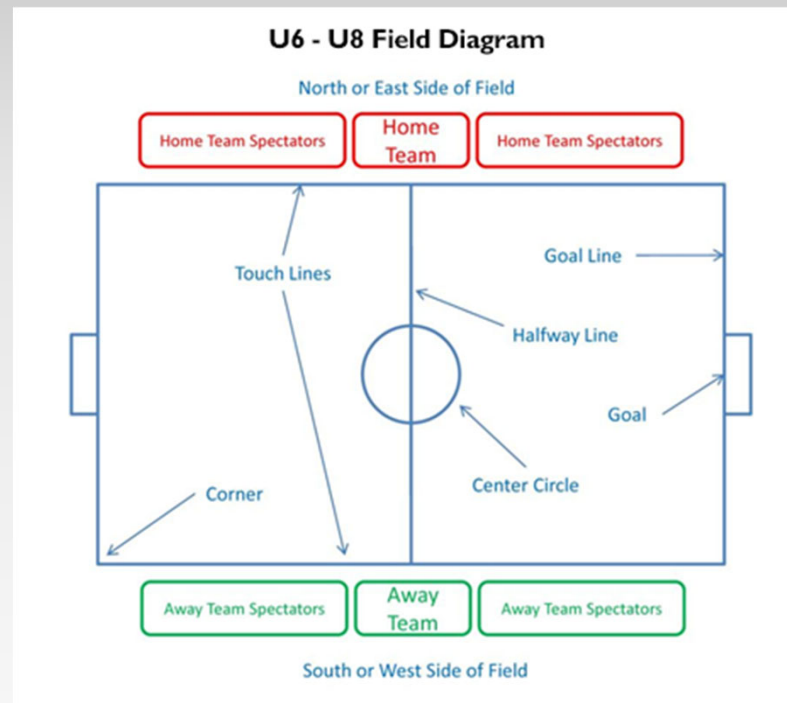


Team Account

- In your **GotSport Team Account** you can:
 - Email your players
 - Check your Team Roster
 - Add Jersey Numbers
 - Print your Game Cards
 - Print your Medical Releases
 - Print your Official Rosters
- You will log into your team account with the same username and password that you used to register as a coach.



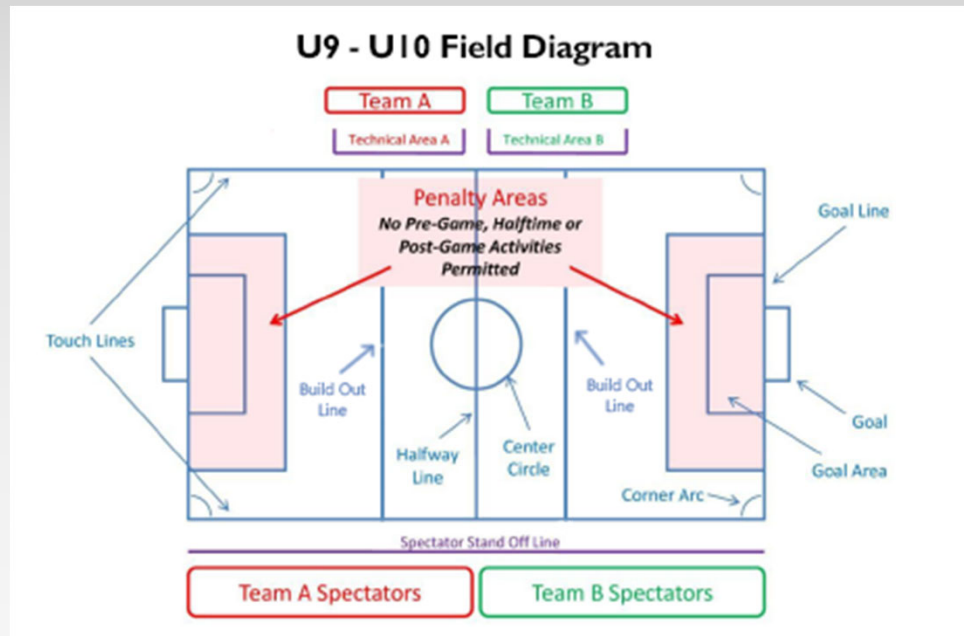
Field Seating Arrangements



To help remember where to set, we live in “North East” Oklahoma.



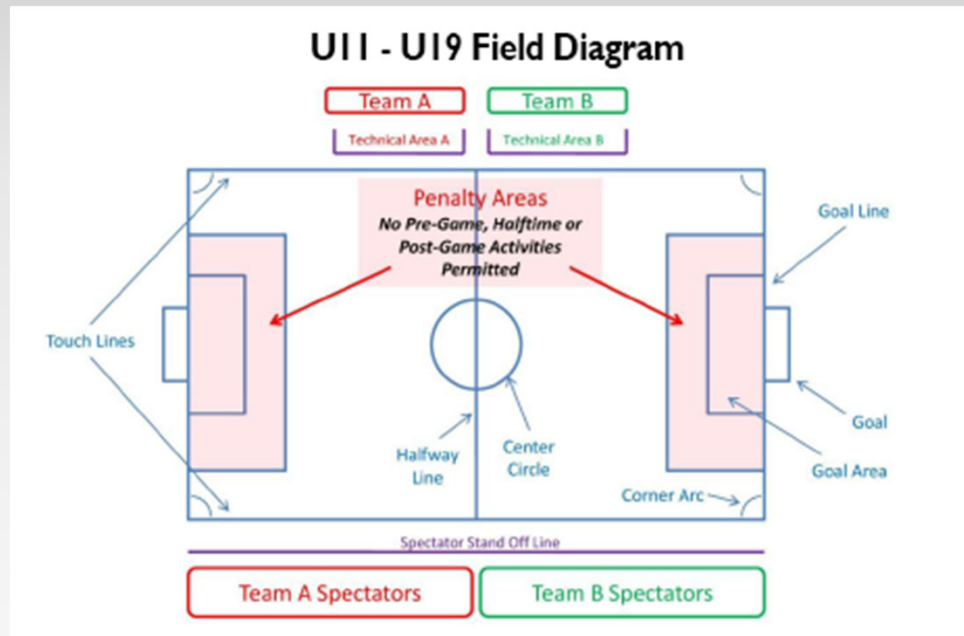
Field Seating Arrangements



To help remember where to set, we live in “North East” Oklahoma.



Field Seating Arrangements





To help remember where to set, we live in “North East” Oklahoma.



Inclement Weather

- Soccer is a year-round sport. Expect to play in rain, cold, heat, etc. (Practices: Check Wet Bulb Temp in Hot Weather)
- BASC has established processes for evaluating field playing conditions – Only the BASC Field Committee may close the complex.
- In the event of lightning, the sirens at ISSC will go off. You must leave the field (outside of the fences) until an all clear is given. (Tell parents / players to go to their cars, but not to leave.)
- Check the “Field Status” online at basoccer.club
 - Top right corner or Gray circle on home page.
 - Please ask parents to not contact the soccer office, they have no control over field closures.



Practice Field Guidelines

- It is always a good idea to have a 15-minute meeting with your parents to review your practice guidelines.
- Every player should always come prepared. (This is the most difficult guideline.)
 - Ball (Correct size with air)
 - Water
 - Proper clothes for warm/cold days
 - Soccer shoes
 - Shin guards





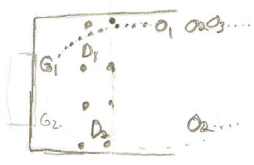
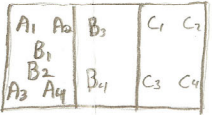
Practices

- Pick a single topic (dribbling, shooting, defending, etc.) per practice - you cannot cover everything at one practice. Graduate from simple to more complex/small sided building on that topic. End with a scrimmage.
- Make it fun, creating games or competition out of drills
- There are tons of resources to help you
 - Online: [BASC Website](http://www.soccerxpert.com/), <http://www.soccerxpert.com/>, United Soccer Coaches <https://unitedsoccercoaches.org> MOJO Youth Sports App.
 - Find a coach 2 years older and 'make friends' - volunteer to help, watch and learn
 - Take a coaching class - even if you know the game, you'll be surprised how much you learn!
- Contact BASC Head Coach for help



How to develop a practice

- Pick at topic
- Stretch - Recommend [FIFA 11+](#)
- Setup a Warmup activity involving the fundamental skill
- Develop an initial activity focused on the fundamentals. This should be more individually, or small group skill focused
- Use a small sided activity that requires use of the skill. Be sure to focus on corrections and improvements of that skill.
- Allow time for a full out scrimmage. (ie Offense attacking defense for visa-versa.)

 Name <u>First Touches</u> Topic _____ Date _____		
FUNDAMENTAL - WARM UP Down & Back Passing in Pairs Simple 1-2 touch passing (Alternate partners & who's on Right/Left)	ORGANIZATION 	KEY COACHING POINTS Pace of Ball Lead partner appropriately Heads Up
MATCH RELATED ACTIVITY Receiving High Balls 1. Goalie punts to D1 2. D1 must receive drive through box with Defender D2 (D1 goes to D1)		No balls over head Trap/Stop ball from air Defender - Stand Up no sliding. Goalie punt to Sides. (Mids get wide.)
MATCH RELATED ACTIVITY 4 v 2 v 4 3 groups of 4 A1 tries to make 3 passes then clear to Group C. B has 2 defenders in neutral zone. If A passes to C, then B attacks C. If B wins they take over & A becomes Defense.		Offense First Touch, Good Passes Find Open Space Defense 1-2 Defense, Quick to ball Cut Angles.
MATCH CONDITION GAME Scrimmage		
COOL DOWN		

"E" CERTIFICATION COURSE

93





Name _____ Topic _____ Date _____

"E" CERTIFICATION COURSE

93

FUNDAMENTAL – WARM UP	ORGANIZATION	KEY COACHING POINTS
MATCH RELATED ACTIVITY		
MATCH RELATED ACTIVITY		
MATCH CONDITION GAME		
COOL DOWN		



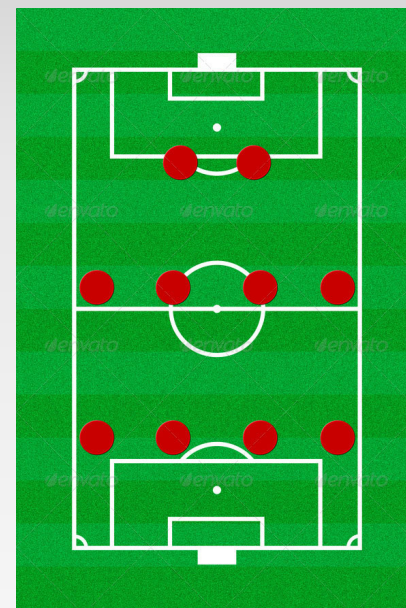
How to develop a practice (cont'd)

- Show up prepared. Know what you're going to do before you arrive.
- Make it FUN! Especially for the younger groups.
 - Rethink "drills" to make them a game
 - For example, rather than just dribbling through cones, make it a race.
- Try not to spend too much time lecturing, let the game (play) be the teacher.
- Avoid lines where several players are standing around.
- Challenge them!



Game Time Prep

- Notify team when to arrive (Usually 30 min ahead)
- Setup Flags if not present (Home Team is responsible) and put flags away.
- Set Home / Away Colors (Always have both)
 - For U6: Home=White & Away=Orange
 - For U7 & Older: Home=Light & Away=Dark
- Print Game Cards (Do not print too early)
- Have Player Passes Ready (U9 and Up)
- Run Warmups
- Have a game ball picked out, aired up, and ready to go.
- A BASC Registered Coach, Asst Coach, and/or Manager must be present at the game, or the team cannot play.



Other Tips for New Coaches

- **Don't become a "remote control" coach.** Let them play at games, as they develop, they need to learn to think for themselves.
- **For U6,** Do not put a person behind the goal to help your team. It's against the rules!
- **FIND HELP!!!!** A team manager and assistant coach are an enormous help! This will also allow you to focus on the players, while someone else handles signatures, tournament money collection, etc.
- **Use the internet.** There are tons of practice topics with instructions online.
- **Find a mentor.** Ideally a coach 2 age brackets ahead of you. That way you won't directly play them. But can learn from them.



Parent Education

- Most parents do not know the rules of the game. Help educate them!
- Soccer is a contact sport
 - We see many instances of little Johnny/Susie getting knock down and parents getting upset.
 - Please educate your parents, there is a difference between contact and a foul.
 - A referee may also see a foul and let play continue if the "ADVANTAGE" is in favor of the team the foul was committed against.
- Parents and Coaches may not enter the field until a referee gives them permission.
- Play may not stop immediately for an injured player, except head injuries.
- If a Coach enters the field for an injured player, they must leave the game (exception Goal Keepers). Often an experienced Referee will check on the player first.



ISSC

